



Cover 3:  
Labyrinth Mink

Cover 2:  
Aero Charcoal

Cover 1:  
Saddle Black

Chrome Feet

## Mega Collection

**Extra Flex**<sup>®</sup>  
Soft, Supportive Seating

Colours represented are to be used as a guide only.  
Please refer to manufacturers swatch for a more accurate colour match.

Please note that colour shadings can vary slightly from each roll of fabric.  
We cannot guarantee a precise match to these samples or between cut lengths and upholstered goods.

10/08/2020

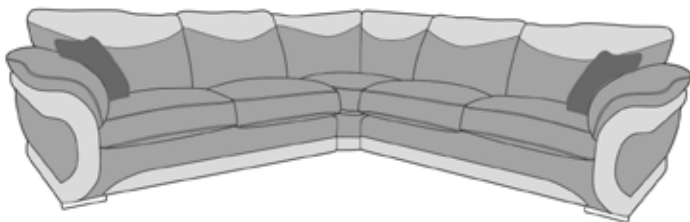
# COVER GUIDE - STANDARD BACK

**COVER 1 = OUTER / TRIM / PIPING (EXCLUDING SEAT CUSHIONS) REVERSE OF NONE SCALLOPED PILLOWS & SCATTER CUSHIONS**

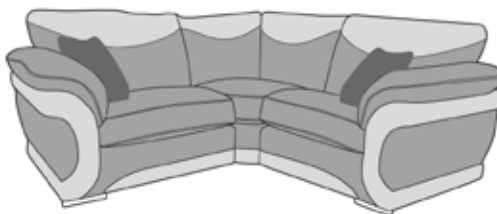
Please use this guide when ordering the following pieces to clarify cover options.

## STANDARD BACK

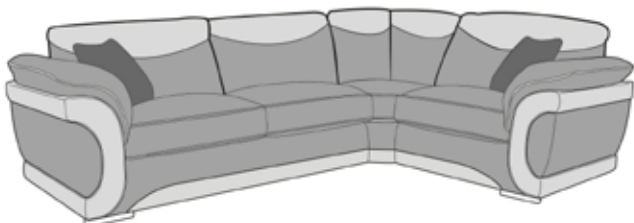
L2, CO, R2 (LH2, COR, RH2) Group



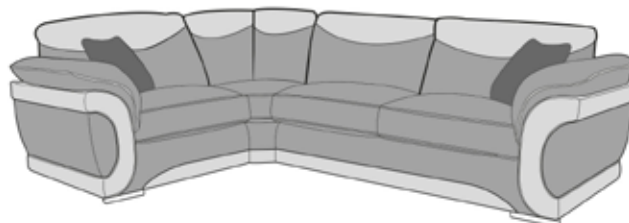
L1, CO, R1 (LH1, COR, RH1) Group



L2, CO, R1 (LH2, COR, RH1) Group



L1, CO, R2 (LH1, COR, RH2) Group



AU (ALU)



**3 Seater Sofa**  
H: 92cm W: 214cm D: 97cm



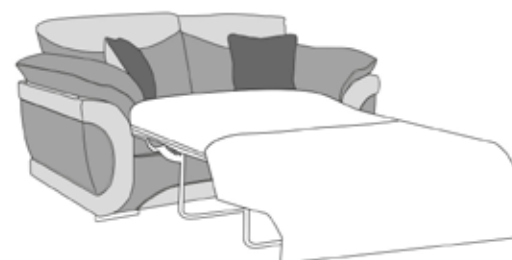
**2 Seater Sofa**  
H: 92cm W: 189cm D: 97cm



**Arm Chair**  
H: 92cm W: 126cm D: 97cm



**2 Seater Sofa Bed (2SB)**



-  **COVER 1**  
(OUTER)
-  **COVER 2**  
(INNER)
-  **COVER 3**  
(SCATTER)

### Scatter Cushions



Front = Cover 3  
Piping = Cover 1  
Reverse = Cover 1



APPROVED MEMBER



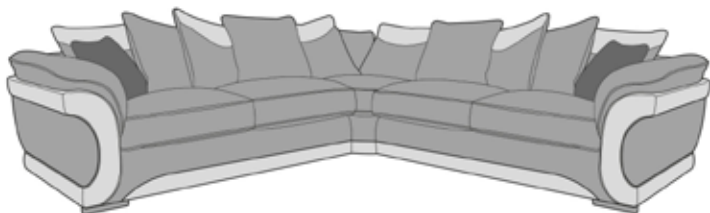
# COVER GUIDE - PILLOW BACK

**COVER 1 = OUTER / TRIM / PIPING (EXCLUDING SEAT CUSHIONS) REVERSE OF NONE SCALLOPED PILLOWS & SCATTER CUSHIONS**

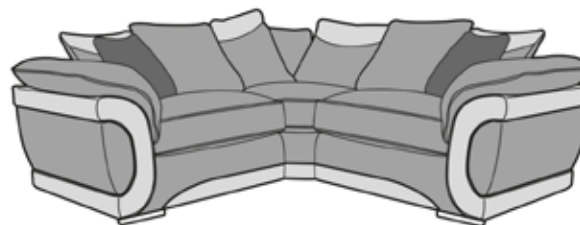
Please use this guide when ordering the following pieces to clarify cover options.

## PILLOW BACK

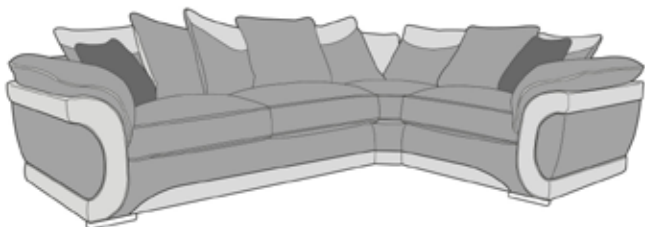
**L2, CO, R2 (LH2, COR, RH2) Group**



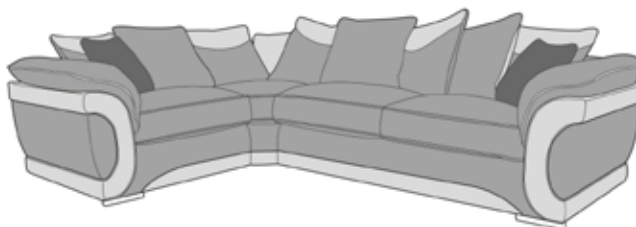
**L1, CO, R1 (LH1, COR, RH1) Group**



**L2, CO, R1 (LH2, COR, RH1) Group**



**L1, CO, R2 (LH1, COR, RH2) Group**

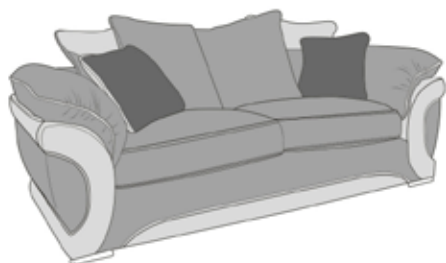


**AU (ALU)**



**3 Seater Sofa**

H: 92cm W: 214cm D: 97cm



**2 Seater Sofa**

H: 92cm W: 189cm D: 97cm



-  **COVER 1**  
(OUTER)
-  **COVER 2**  
(INNER)
-  **COVER 3**  
(SCATTER)

### Scatter Cushions



Front = Cover 3  
Piping = Cover 1  
Reverse = Cover 1



**APPROVED MEMBER**



# DIMENSIONS (CM)

AVAILABLE PIECES	HEIGHT 1	OUTBACK HEIGHT	WIDTH 2	DEPTH 3	ARM HEIGHT	SEAT HEIGHT 4	SEAT DEPTH 5	SEAT WIDTH 6	ACCESS DIAGONAL 7	WEIGHT (KG)	PILLOW BACK NO.	SCATTER CUSHION NO.
L2, CO, R2 GROUP	92	73	293	293	75	55	N/A	N/A	N/A	138	11	2
L1, CO, R1 GROUP	92	73	219	219	75	55	N/A	N/A	N/A	105	7	2
L2, CO, R1 GROUP or L1, CO, R2 GROUP	92	73	293	219	75	55	N/A	N/A	N/A	121.5	9	2
L2/R2 UNIT	92	73	187	97	75	55	59	N/A	N/A	53	4	1
L1/R1 UNIT	92	73	113	97	75	55	59	N/A	N/A	36.5	2	1
CO - CORNER UNIT	92	73	106	106	N/A	55	59	N/A	N/A	32	3	N/A
AU - ARMLESS UNIT	92	73	77	97	N/A	55	59	N/A	N/A	24.5	2	N/A
3 SEATER SOFA	92	73	214	97	75	55	59	N/A	N/A	72	4	2
2 SEATER SOFA	92	73	186	97	75	55	59	N/A	N/A	63.5	3	2
ARM CHAIR	92	73	126	97	75	55	59	N/A	N/A	46.5	N/A	1
SOFA BED - STD BACK ONLY												
2S (120CM SOFA BED) STANDARD	92	73	186	97	75	55	59	N/A	N/A	78.5	N/A	2
OPEN DEPTH OF SOFA BED 226CM												

## SOFABED SLEEP OPTION

### STANDARD ACTION & FOAM MATTRESS

A three fold metal action with a sprung 'polyprop' base. Complemented by a high performance foam mattress. For occasional use only.


**Mattress Thickness: 6cm**

**Mattress Length: 185cm**

**3 fold action is 140Kg total max occupancy weight**



120cm sofa bed:



Mattress Width: 113cm

\* Hardwood & composite board frame.

\* Dowelled, screwed, glued & stapled joinery.

\* Chrome & Wood foot options.

\* Fibre filled backs for added comfort.

\* Reversible pillows & back cushions for durability and comfort.

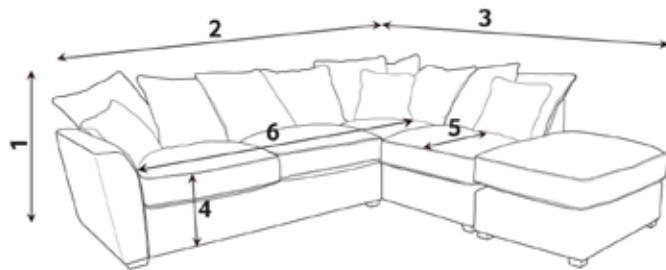
\* Fibre filled scatters included.

\* ExtraFlex high comfort seat cushions.

\* Serpentine seat springs & silent wire.

\* Superloop back springs.

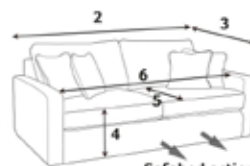
### DIMENSION GUIDE



1 - HEIGHT  
2 - WIDTH

3 - DEPTH  
4 - SEAT HEIGHT

5 - SEAT DEPTH (STD & PILLOW)  
6 - SEAT WIDTH



Sofabed action

Check the diagonal access dimension to ensure furniture will fit in your home.



Illustrations used for reference only.

Please note : All dimension are approximate. Allow tolerance of +/- 2.5cm.

## Extra Flex®

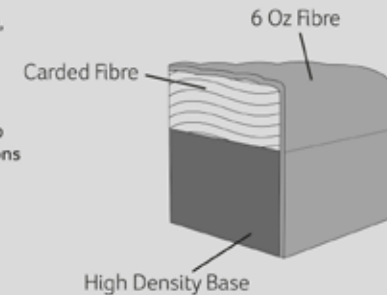
A high density foam base seat interior with a hand-rolled carded fibre, channelled topper which provides both softness and support.

### CARE GUIDE

Extraflex seat cushions should be **plumped up on a regular basis** to help maintain the aesthetic appeal of your upholstery, the plumping of cushions is essential to help retain the comfort and softness of any piece of upholstered furniture.

To improve the longevity of your hand-made furniture, we recommend rotating cushions (where applicable).

For further information on maintaining your furniture please refer to the care guide located under the seat platform.



Oak (light)

Dark Ash (dark)

Chrome

FOOT OPTIONS:



Wood is a natural product and will vary in shade/colour from item to item. Feet may require fitting.



10/08/2020