



Randell Collection

Colours represented are to be used as a guide only.
Please refer to manufacturers swatch for a more accurate colour match.

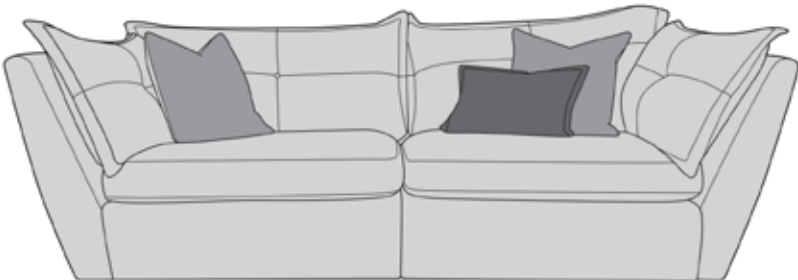
Please note that colour shadings can vary slightly from each roll of fabric.
We cannot guarantee a precise match to these samples or between cut lengths and upholstered goods.



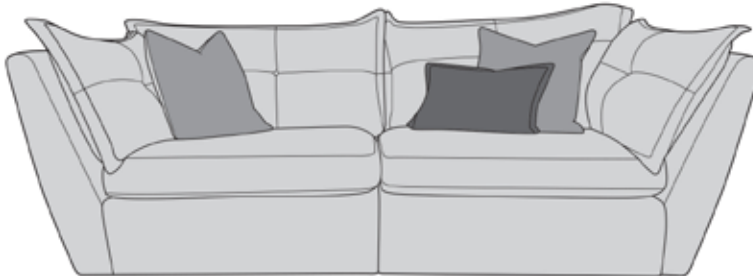
28/01/2022

Please use this guide when ordering the following pieces to clarify cover options.


4 Seater Modular (4MD)



3 Seater Modular (3MD)



Love Chair (LOV)



 **COVER 1**
(BODY)

 **COVER 2**
(SCATTER)

 **COVER 3**
(BOLSTER)

Scatter Cushions



Front = Cover 2
Back = Cover 1

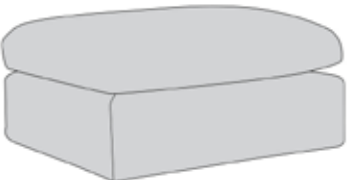
Bolster Cushion



Flanged Edge
Front = Cover 3
Back = Cover 1

SUGGESTED ACCENT PIECES

Sully Footstool (FST)



Weight limits per seat: tested according with BS EN 12520:2010 & BS EN 1022:2005 for general domestic use which are based on persons weighing up to a maximum of 110kg.

AVAILABLE PIECES	HEIGHT 1	WIDTH 2	DEPTH 3	SEAT HEIGHT 4	SEAT DEPTH 5	SEAT WIDTH 6	ACCESS DIAGONAL 7	OUTBACK HEIGHT 8	ARM HEIGHT 9	WEIGHT (KG)	SCATTER CUSHIONS
4 SEATER MODULAR SOFA (4MD)	89	264	110	48	73	182	275	76	76	96	3 (2 SCATTERS, 1 BOLSTER)
3 SEATER MODULAR SOFA (3MD)	89	244	110	48	73	162	268	76	76	88	3 (2 SCATTERS, 1 BOLSTER)
4ML/4MR UNIT	89	132	110	48	73	91	136	76	76	48	1 SCATTER / 1 SCATTER and 1 BOLSTER
3ML/3MR UNIT	89	122	110	48	73	81	164	76	76	44	1 SCATTER / 1 SCATTER and 1 BOLSTER
LOVE CHAIR (LOV)	89	164	110	48	73	77	183	76	76	59.5	1 (1 SCATTER)
ACCENT PIECES											
SULLY FOOTSTOOL (FST)	52	106	89	N/A	N/A	N/A	138	N/A	N/A	26.5	N/A

* Hardwood & composite board frame.

* Dowelled, screwed, glued & stapled joinery.

* Fibre filled backs for added comfort.

* Featherflex seat interior.

* Sumptuous feather filled arm pads for added comfort.

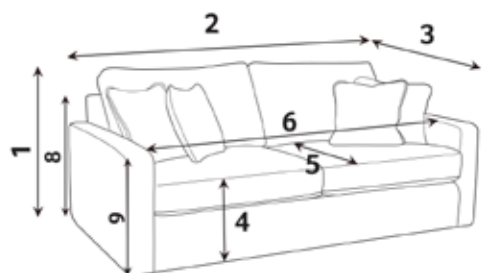
* Feather filled scatters included.



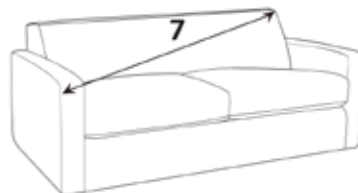
* Serpentine seat springs & silent wire.

* Elasticated back webbing.

DIMENSION GUIDE



Check the diagonal access dimension to ensure furniture will fit in your home.



- 1 - HEIGHT
- 3 - DEPTH
- 5 - SEAT DEPTH (STD & PILLOW)
- 7 - DIAGONAL ACCESS
- 2 - WIDTH
- 4 - SEAT HEIGHT
- 6 - SEAT WIDTH
- 8 - OUTBACK HEIGHT
- 9 - ARM HEIGHT

Illustrations used for reference only.



CARE GUIDE

Featherflex seat cushions should be plumped up on a regular basis to help maintain the aesthetical appeal of your upholstery, the plumping of cushions is essential to help retain the comfort and softness of any piece of upholstered furniture.

To improve the longevity of your hand-made furniture, we recommend rotating cushions (where applicable).

For further information on maintaining your furniture please refer to the care guide located under the seat platform.

